data sheet: G390

Kroeplin GmbH
Gartenstraße 50
D-36381 Schlüchtern

Tel.: 06661 86 0
Fax: 06661 86 39
Mail: sales@kroeplin.com
Web: www.kroeplin.com

Kroeplin
Längenmesstechnik

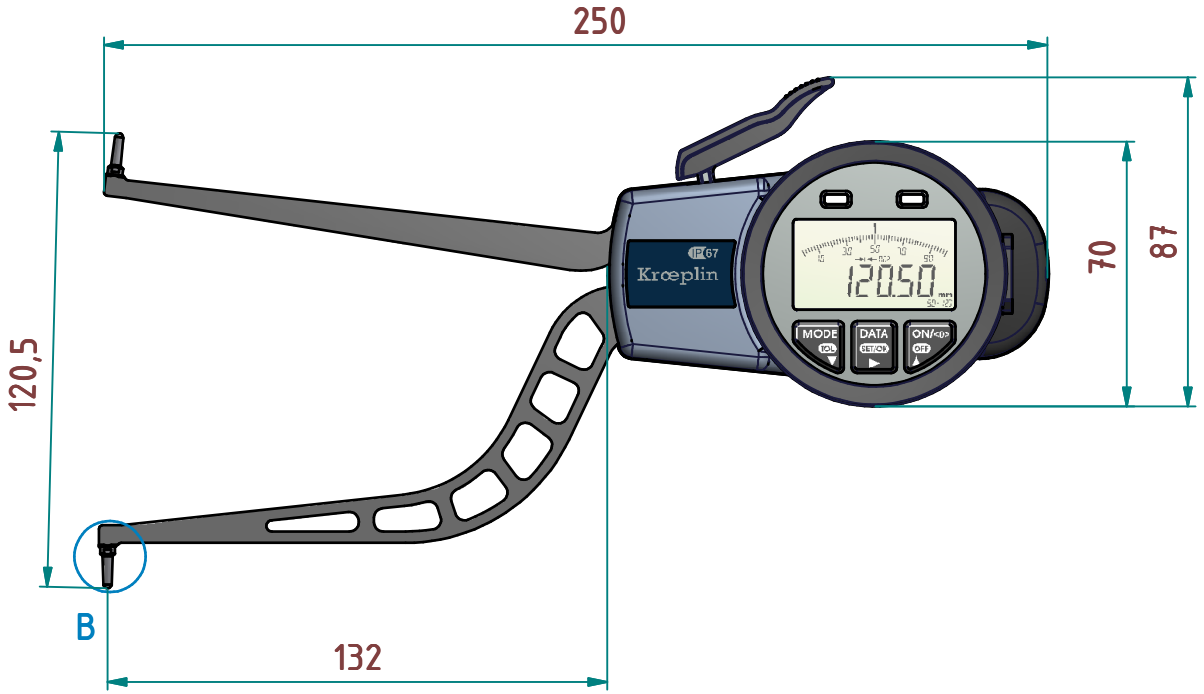

B (2 : 1)

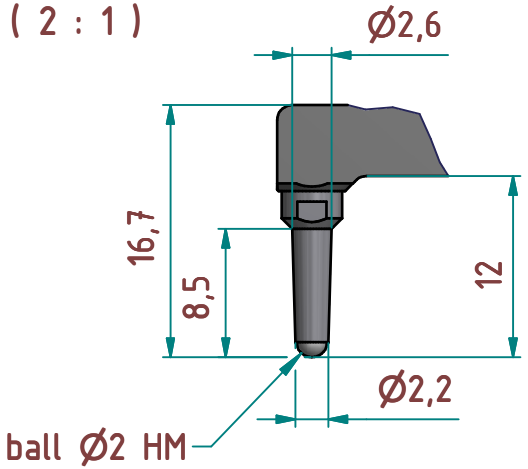

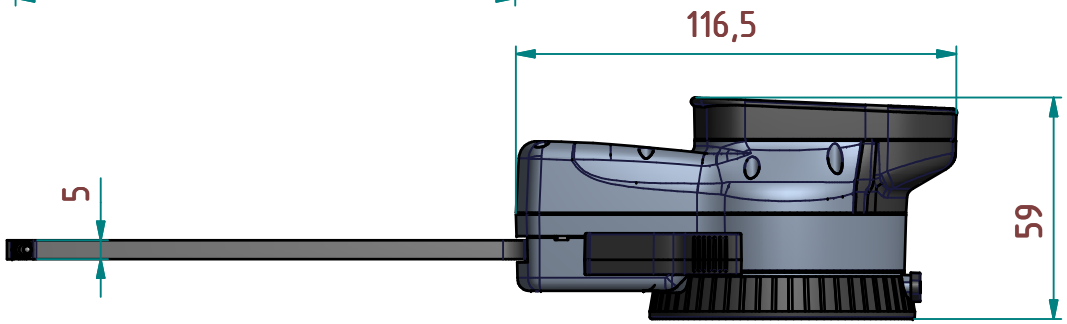

subject to technical alterations

type:	E200
range:	90 - 120 mm
range of indication:	89,5 - 120,5 mm
digital step:	0,02 mm
scale interval:	
measuring force:	1,2 - 1,7 N
weight:	380 g

acceptable deviations
VDI/VDE/DGQ 2618 Bl. 12.1/13.1)

max. permissible errors "G":	0,04 mm
repeatability "r":	0,02 mm
reference temperature:	20° C
operation temperature:	10° C - 30° C
storage temperature:	-10° C - 50° C

scale:	1 : 2
drawing-nr.:	DAB-G390_KR_en
date of issue:	12.04.2013
name:	Lange
revision status:	
revision date:	

data sheet: G390

Kroeplin GmbH
Gartenstraße 50
D-36381 Schlüchtern

Tel.: 06661 86 0
Fax: 06661 86 39
Mail: sales@kroeplin.com
Web: www.kroeplin.com

Kroeplin
Längenmesstechnik

interface as accessories available:

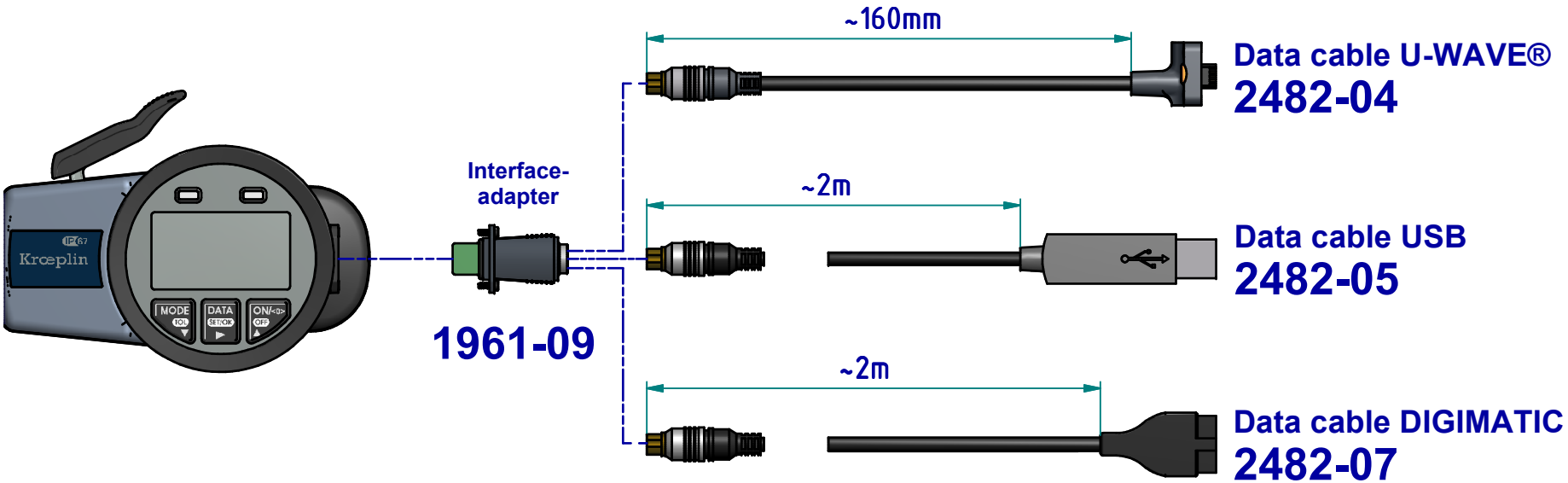

subject to technical alterations

drawing-nr.:	DAB-G390_KR_en
date of issue:	12.04.2013
name:	Lange
revision status:	
revision date:	

data sheet: G390

Kroeplin GmbH
Gartenstraße 50
D-36381 Schlüchtern

Tel.: 06661 86 0
Fax: 06661 86 39
Mail: sales@kroeplin.com
Web: www.kroeplin.com

Kroeplin
Längenmesstechnik

measuring capacity

groove depth A [mm]	measuring range Meb [mm]												
	90	**92**	**94**	**96**	**98**	**100**	**102**	**105**	**108**	**111**	**114**	**117**	**120**
0	0 / 125	0 / 131	0 / 132	0 / 132	0 / 132	0 / 132	0 / 132	0 / 132	0 / 132	0 / 132	0 / 132	0 / 132	0 / 132
1		2,5 / 129	2,5 / 131	2,5 / 132	2,5 / 132	2,5 / 132	2,5 / 132	2,5 / 132	2,5 / 132	2,5 / 132	2,5 / 132	2,5 / 132	2,5 / 132
2			2,6 / 131	2,6 / 132	2,6 / 132	2,6 / 132	2,6 / 132	2,6 / 132	2,6 / 132	2,6 / 132	2,6 / 132	2,6 / 132	2,6 / 132
3				2,7 / 131	2,7 / 132	2,6 / 132	2,6 / 132	2,6 / 132	2,6 / 132	2,6 / 132	2,7 / 132	2,7 / 132	2,7 / 132
4					2,8 / 131	2,7 / 132	2,7 / 132	2,7 / 132	2,7 / 132	2,7 / 132	2,8 / 132	2,8 / 132	2,8 / 132
5						2,8 / 132	2,8 / 132	2,7 / 132	2,8 / 132	2,8 / 132	2,9 / 132	2,9 / 132	3,0 / 132
	B / L												

B = minimum groove width [mm]
L = maximum usable arm length [mm]

Example: Meb = 96 B = 2,6
A = 2 L = 132

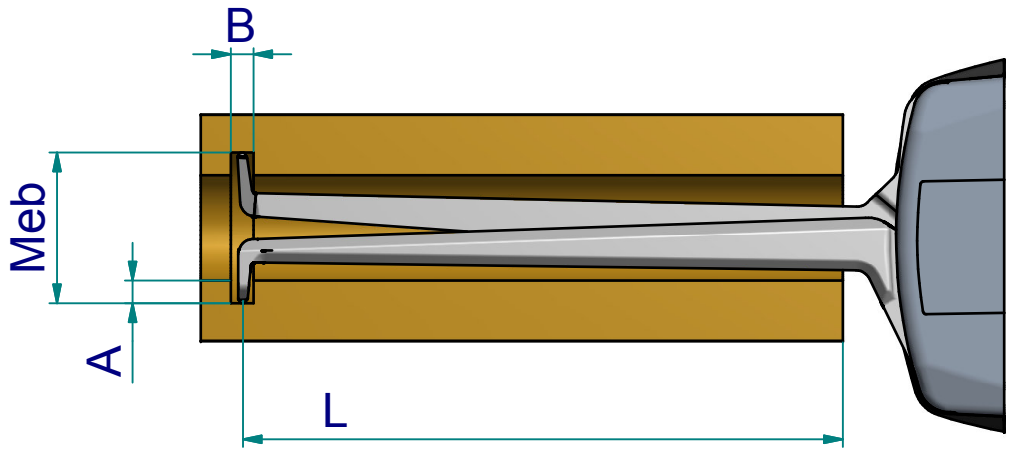

subject to technical alterations

drawing-nr.: DAB-G390_KR_en
date of issue: 03.07.2013
name: Lange

revision status:
revision date: